

## **Front Row Violins Installation - Windows (Using WinRar)**

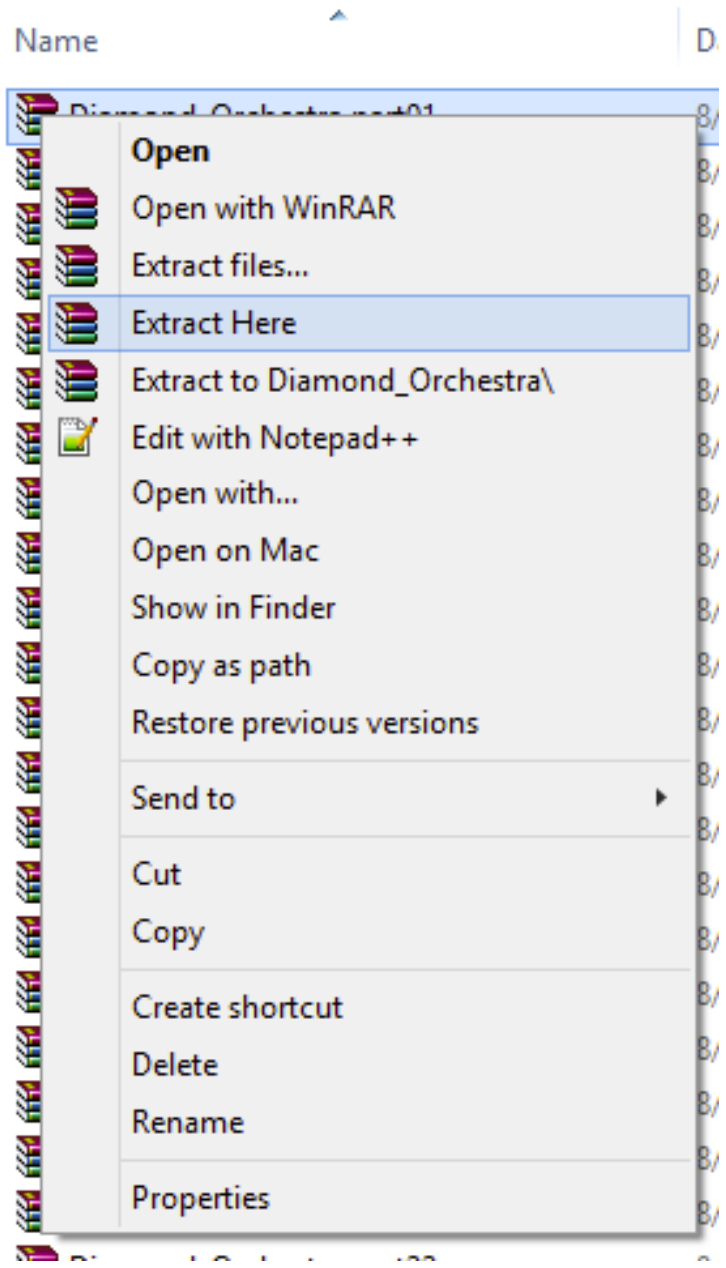
**Download all .rar files from your download list.**

**By default, you will need to download the files manually. However, you can try "Free Download Manager". If you wish to use this download manager, you can download it by clicking [HERE](#). PLEASE NOTE that we do not provide any assistance for this manager. We just provide it to you as a possible easier way to download so many files. Try going online for the many tutorials available for this application's use and installation.**

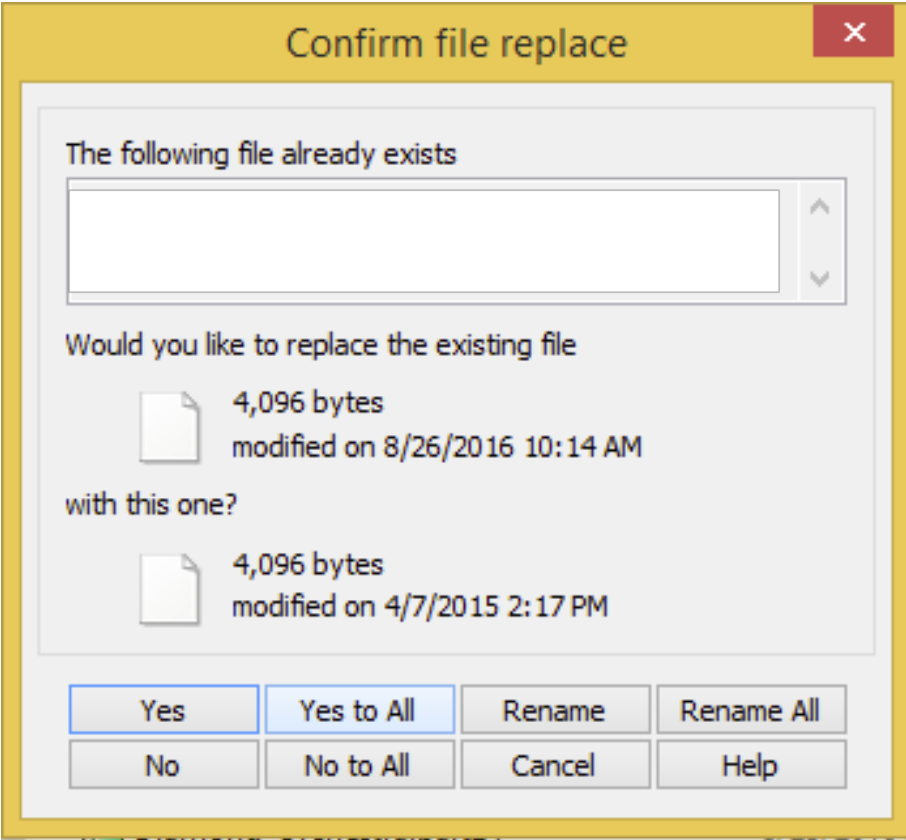
**If you have WinRar:**

**From your windows explorer, navigate to the first .rar file.**

**Then, right-click it, and choose "Extract Here":**

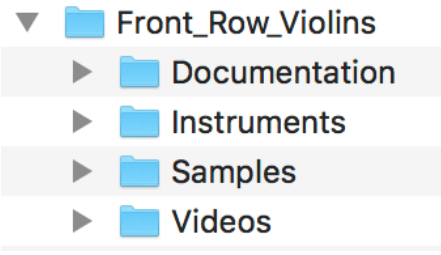


**WinRAR will then prompt you:**



**Choose "Yes to All"**

**Your extracted library should look like the diagram below:**



**you need to load. ".nki" file are Native Instruments's files that are actually a Kontakt instrument. Please familiarize yourself with using Kontakt for this.**

